




## USB MIRROR

### USB Mirror & Audio Mix Operating Guide

#### USB Mirror™ Operation

To set up USB Mirroring capabilities, select USB Mirroring from the main menu and follow the on-screen directions for connecting your Android phone or Apple iPhone. Once completed, the unit will mirror phone display onto the unit's on-screen display. To return to the main menu, press the lower left corner of the screen to display and select the home button.

**USB Mirroring**




**Android Phone**

1. Pair the phone to the head unit via Bluetooth.
2. Scan QR code to download and install the mirroring app. (REQUIRED for Android only)
3. After the installation is completed, connect the phone to the head unit via USB and start USB mirror link function. (A permission pop-up will display on the device on first time use, select "Allow" to enable permission)

**iPhone**

1. Connect the phone to head unit via USB.
2. Click "trust" to start USB mirror link function. S361TC8H027

**Note:** If the mirroring fails, please unplug and re-insert the USB cable. (Make sure to use original USB cable.)



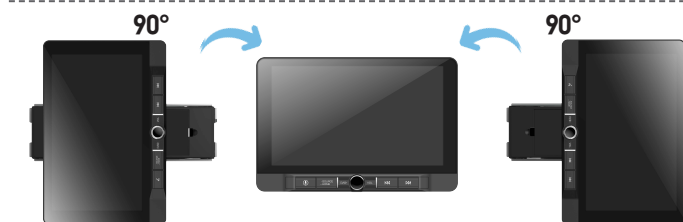
#### Screen Mirror Rotation Operation

1. Press " " icon to Rotate the Mirrored screen from horizontal to vertical.



Tip: Manually rotate the monitor to the left or right until locked in the vertical position.

2. Press " " icon to Rotate the Mirrored screen from vertical to horizontal.



Tip: Manually rotate the monitor to the left or right until locked in the horizontal position.

#### Audio Mix Operation

1) To access Audio Mix mode, press the middle of the screen as shown below by the finger. You will then see the "AUDIO MIX" icon in the upper right corner of the screen.



2) Next, Press the "AUDIO MIX" icon to access "Audio Mix" mode.



When Audio Mix is on, audio plays from 2 modes, previous mode and USB Mirror mode.

Note: Volume can be adjusted for each mode interdependently from each other. To do this, adjust the volume level as you hear each mode (USB Mirror or Previous source) is being played through the speakers.

To turn off audio Mix mode, Press the "AUDIO MIX" icon.

When Mix Mode is off the "AUDIO MIX" icon will turn off.

Audio Mix off: Audio comes from ONLY the USB Mirror mode.

